


10NHTA

AVAILABLE MOUNTING CONFIGURATIONS

10NHTA-F FRAME MOUNT
 10NHTA-RP-F REDI-PRIME FRAME MOUNT
 10NHTA-EM ENGINE MOUNT
 10NHTA-RP-EM REDI-PRIME ENGINE MOUNT

OPERATING LEVELS

MIN FLOW	1750 GPM	397.5 m ³ /h
MAX FLOW	6600 GPM	1500 m ³ /h
DISCHARGE SIZE	10"	254 mm
SUCTION SIZE	10"	254 mm
SOLIDS HANDLING	4.25"	108 mm
MAX SPEED	1200 RPM	1200 RPM
SHUT-OFF HEAD	255'	78 m
BEP HEAD	155'	47.2 m
BEP FLOW	5379 GPM	1222 m ³ /h
BEP PERCENT	84%	84%



A typical picture of the pump is shown. Please contact Gemstone Pump Company for further details. All information is approximate and for general guidance only.

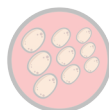
PARTS	STANDARD MATERIAL (ALL IRON)
WEAR RING	CAST IRON
IMPELLER	CAST IRON
VOLUTE	CAST IRON
SHAFT	4140/4142 BD
SHAFT SLEEVE	416 SS
SUCTION COVER	CAST IRON
WEAR PLATE	CAST IRON
MECHANICAL SEAL	TYPE 2 TUNGSTEN CARBIDE X SILICON CARBIDE
BEARING HOUSING	MATERIAL
BEARING FRAME	CAST IRON
O-RINGS	BUNA N

The 10NHTA pump is designed with Gemstone's renowned quality and durability. It features a 10" discharge, 10" suction, enclosed two-vane impeller, and centerline or tangential double volute. Gemstone's patented Cycloseal® design is standard, with a Type 2 single mechanical seal with Buna-N elastomers, stainless steel hardware and tungsten carbide vs. silicon carbide seal faces for abrasion resistance. F18DB bearing frame is standard.

- Heavy-duty bearing frame
- Patented Cycloseal design
- Heavy duty construction
- Double volute
- RunDry™ option (Indefinite run dry capability)
- Redi-Prime® available for fully-automatic continuous priming



AGRICULTURE



FOOD



INDUSTRIAL



MINING



MUNICIPAL



OIL & GAS



REFRIGERATION



RENTAL

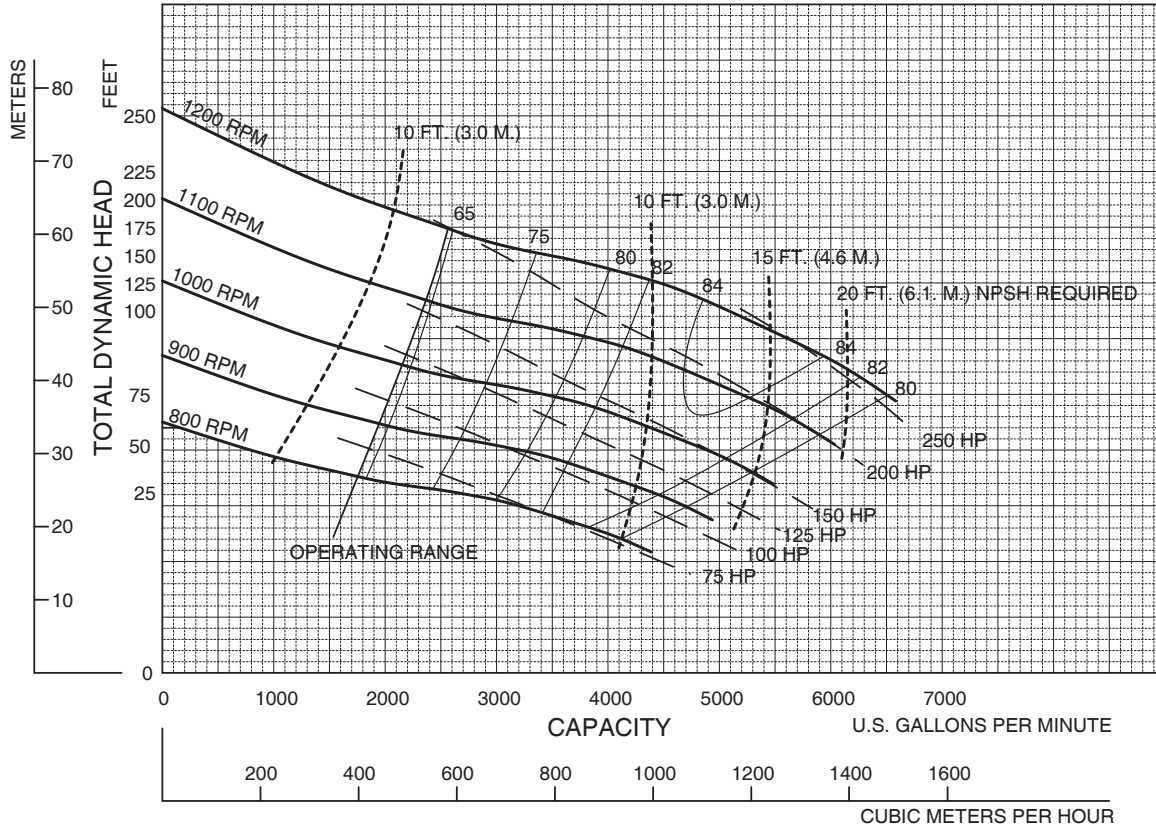


10NHTA

Feet x .305 = Meters
 Inches x 25.4 = Millimeters
 GPM x .227 = Cubic Meters/Hour
 GPM x 3.785 = Liters/Minute
 HP x .746 = KW

Speed	Impeller Dia.	Style	Solids Dia.	N _S	Suction	Discharge	No. vanes
VARIOUS	21.88"	ENCLOSED	4.25"	1990	10"	10"	2

DOUBLE VOLUTE MOUNTING CONFIG.: CC, VM, F, VF, EM, VC



Performances shown are for cool water, close-coupled electric configuration with packing. Other mounting styles or liquids may require horsepower and/or performance adjustments.

6/18/02

Gemstone Pump Company

10NHTA - VARIOUS RPM

SUPERSEDES 12/15/99

10NHTA/A