


AVAILABLE MOUNTING CONFIGURATIONS

81026MX-F FRAME MOUNT
81026MX-EM ENGINE MOUNT
81026MX-RP-F REDI-PRIME FRAME MOUNT
81026MX-RP-EM REDI-PRIME ENGINE MOUNT

OPERATING LEVELS

MIN FLOW	1500 GPM	340 m ³ /h
MAX FLOW	8000 GPM	1817 m ³ /h
DISCHARGE SIZE	8"	200 mm
SUCTION SIZE	10"	250 mm
SOLIDS HANDLING	2.38"	60 mm
MAX SPEED	1800 RPM	1800 RPM
SHUT-OFF HEAD	840'	256 m
BEP HEAD	660'	201 m
BEP FLOW	6100 GPM	1385 m ³ /h
BEP PERCENT	78%	78%



A typical picture of the pump is shown. Please contact Gemstone Pump Company for further details. All information is approximate and for general guidance only.

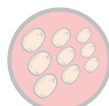
PARTS	STANDARD MATERIAL
WEAR RING	STAINLESS STEEL
IMPELLER	CA6NM
VOLUTE	DUCTILE IRON
SHAFT	4340 TOOL STEEL
SHAFT SLEEVE	416 STAINLESS STEEL
BACKPLATE	DUCTILE IRON
MECHANICAL SEAL	TUNGSTEN CARBIDE VS. SILICON CARBIDE
O-RINGS	BUNA-N, NITRILE
BEARING FRAME	CAST IRON

The 81026MX pump is designed with Gemstone's renowned quality and durability. It features a 8" discharge, 10" suction, and a 3 or 4 vane enclosed CA6NM impeller. The wear rings can be hardened (option) to 375-425 BHN (impeller) and 450-500 BHN (volute). Gemstone's patented Cycloseal® design is standard, with a Type 2 single mechanical seal with Buna-N elastomers, stainless steel hardware and tungsten carbide vs. silicon carbide seal faces for abrasion resistance.

- Heavy-duty bearing frame
- Double angular contact thrust bearings
- Patented Cycloseal® design
- CA6NM Impeller is corrosion-resistant and abrasion-resistant
- Industry-leading efficiencies
- Industry-leading two-year warranty



AGRICULTURE



FOOD



INDUSTRIAL



MINING



MUNICIPAL



OIL & GAS



REFRIGERATION

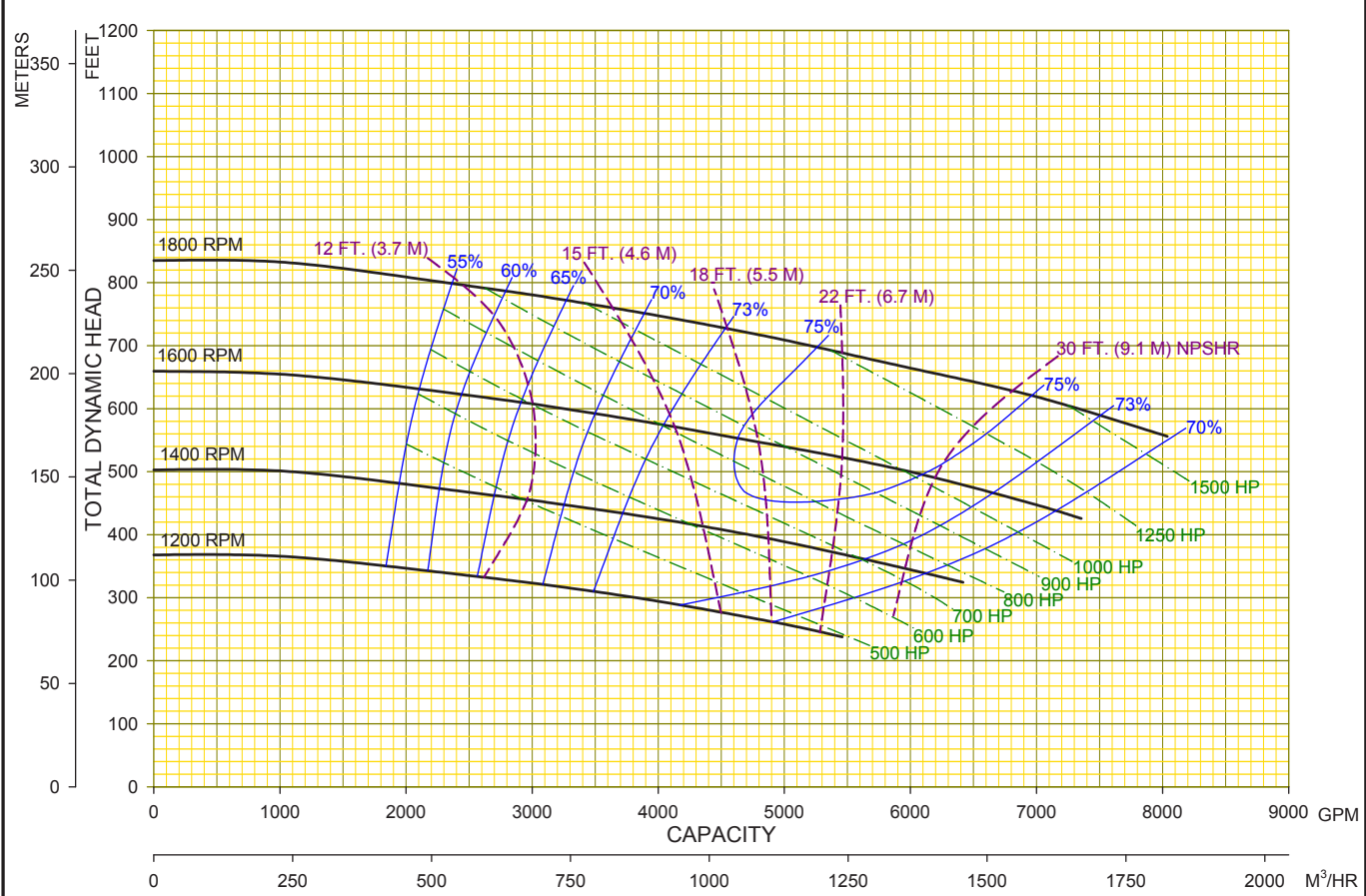


RENTAL



81026MX

Performances shown are for S.G. 1.0 60°F water, frame mounted configuration with Cyclo seal. Other mounting styles or S.G. may require curve adjustments.	Speed	Impeller Dia.	Style	Volute	Solids Dia.	N _s	Suction	Discharge	No. Vanes
	VARIOUS	26.5"	ENCLOSED	DOUBLE	2.38"	1080	10"	8"	3



Gemstone Pump Company	01	04/06/15	CTG	MODEL : 81026MX	CURVE NO: 81026MXVA
	00	09/05/12	---	TYPE :MX SERIES	